

My Transition to Secondary School Book


My name is _____
and I am in year 6.

In September 2020, I will be in
year 7 at secondary school.



The name of the secondary school that I will go to
is _____.

Find a picture of your
secondary school
logo on the internet
and draw it in this box



This book will help me to learn what it might be
like when I go to secondary school.



I will learn about:

- ✓ What things might be the same as primary school and what things might be different in secondary school
- ✓ Using a school timetable
- ✓ Using a homework diary
- ✓ What I need to bring to school
- ✓ Asking for help
- ✓ Fixing problems
- ✓ Using a school map
- ✓ Making friends

What do you know about secondary school already?

Talk with someone that you live with about what you know about secondary school already, or what ideas you have about what secondary school might be like.

What are you feeling excited about?



Is there anything that you are worried about?



Getting to know new people

Some other pupils from your primary school might go to the same secondary school too, but some will be new people that you haven't met before. You might want to make new friends and talk to people that you don't know.

Here are some ideas for questions that you might want to ask people to get to know more about them. Use the picture clues to fill in the missing words.


	<p>What is your _____?</p>			<p>What is your favourite _____?</p>
	<p>When is your _____?</p>			<p>What do you like to _____ on _____?</p>
	<p>Do you speak any other _____?</p>			<p>What kind of _____ do you like to _____ to?</p>
	<p>Do you have any _____ or _____?</p> <p>How _____ are they?</p>			<p>What is your favourite _____?</p> <p>What _____ don't you like?</p>
	<p>Do you have a _____?</p> <p>What is their _____?</p>			<p>What is your favourite _____?</p>
	<p>Do you have any _____?</p> <p>What do you like to do at the _____?</p>			<p>Do you like to _____?</p> <p>What is your favourite _____?</p>

What might be the same?


What might be different?

When you go to secondary school, some things might be the same as your primary school, and some things might be different to your primary school.

Cut out these pictures and stick them in the boxes on the next page. Think about if you think each thing will be the same as it was in primary school, different to primary school or both.



Teachers



Size of the school building



Uniform



Lessons




How many classrooms I have




Locker




Lunchtime




How I travel to school



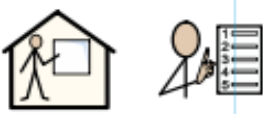
Homework



My friends




What I bring to school




School rules



Detention



What I carry around school



Break time



The Same



Different



+




The same and different

Feelings Check-In

It's ok to have lots of different feelings about going to secondary school. You might feel happy and excited about some things, and feel worried or sad about other things.

Have a look at the pictures that you stuck down in the same and different activity on the last page, and think about how you feel about each one. Talk with someone that you live with about your different feelings about going to secondary school. Use the pictures below to help you.


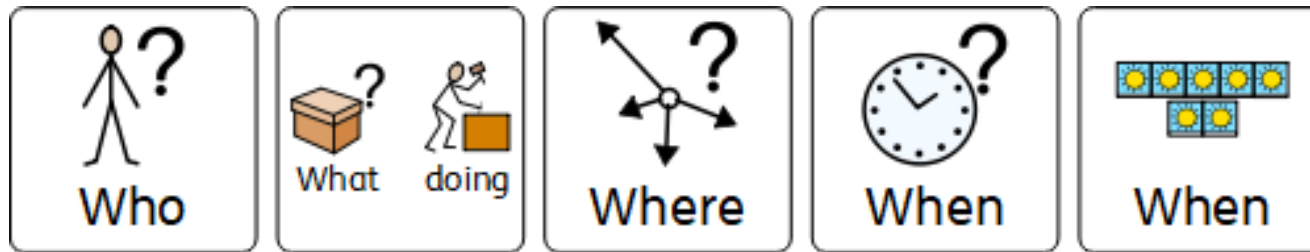
	Is there any thing you feel excited about?
	Is there anything that you feel happy about
	Is there anything that you feel worried about?
	Is there anything you feel sad about?

This book might help you to learn more about going to secondary school. If you are feeling worried or sad now, hopefully this will help you to feel better about going to secondary school.

Using a School Timetable

When you go to secondary school, you will be given a timetable which tells you all about your lessons. Secondary schools are different because you will have lots of different lessons and you need a timetable to tell you when they are, where they are, and who your teacher is. This might be different to your friends at your new school. In the next activities, you will practice looking at a timetable so that you are ready for your new school. This will be like the one you will get but not exactly the same.

Have a look at these five picture – who, what doing, where, when and another when. Match up these pictures and words with the meanings in the boxes below. One is done for you:



Circle three examples of these on the timetable on the next page. 'Where' is done for you.

	8.45 – 9.00	Period 1 9.00 - 10.00	Period 2 10.00 -11.00	11.00 – 11.20	Period 3 11.20 -12.20	12.20 – 1.20	Period 4 1.20 – 1.30	Period 5 1.30 - 2.30	Period 6 2.30 - 3.30
MONDAY	Morning Registration / Assembly	ENGLISH MS COLLINS ROOM E5	ENGLISH MS COLLINS ROOM E5	Break	SCIENCE MR ROB ROOM S6	LUNCH	Afternoon Registration	ART MRS SMITH ROOM ART1	GEOGRAPHY MR JONES ROOM H3
TUESDAY	Morning Registration / Assembly	P.E MR PRICE GYM	MUSIC MS TAYLOR MUSIC 2	Break	RE MR FORNI ROOM H1	LUNCH	Afternoon Registration	MATHS MRS JOHN ROOM M4	FRENCH MS COLLINS ROOM L1
WEDNESDAY	Morning Registration / Assembly	DRAMA MRS TED DRAMA STUDIO	MATHS MRS JOHN ROOM M4	Break	TECHNOLOGY (FOOD) MRS GILLS KITCHEN 1	LUNCH	Afternoon Registration	SCIENCE MR ROB ROOM S6	SCIENCE MR ROB ROOM S6
THURSDAY	Morning Registration / Assembly	PSHE MRS GILLS ROOM H6	I.C.T MR KHAN ROOM ICT2	Break	ENGLISH MS COLLINS ROOM E5	LUNCH	Afternoon Registration	TECHNOLOGY (FOOD) MRS GILLS KITCHEN 1	FRENCH MS BIRD ROOM L1
FRIDAY	Morning Registration / Assembly	HISTORY MR BAKER ROOM H2	HISTORY MR BAKER ROOM H2	Break	FRENCH MS BIRD ROOM L1	LUNCH	Afternoon Registration	ART MRS SMITH ROOM ART1	RE MR FORNI ROOM H1

Fill in the gaps on this timetable – find the clues that you need from the information that is already on the timetable below e.g. if you need to fill in the name of the science teacher, see if this is filled in on another part of the timetable. You can also get clues from the timetable on page 7.

	8.45 – 9.00	Period 1 9.00 - 10.00	Period 2 10.00 -11.00	11.00 – 11.20	Period 3 11.20 -12.20	12.20 – 1.20	Period 4 1.20 – 1.30		Period 6 2.30 - 3.30
MONDAY		ENGLISH MS COLLINS ROOM E5	ENGLISH MS COLLINS ROOM E5	Break	SCIENCE MR ROB	LUNCH	Registration	ART MRS SMITH ROOM ART1	GEOGRAPHY MR JONES ROOM H3
TUESDAY	Registration/ Assembly	P.E MR PRICE GYM	MUSIC MS TAYLOR MUSIC 2	Break	RE ROOM H1		Registration	MATHS MRS JOHN ROOM M4	FRENCH MS COLLINS ROOM L1
	Registration/ Assembly	DRAMA MRS TED DRAMA STUDIO	MRS JOHN ROOM M4	Break	TECHNOLOGY (FOOD) MRS GILLS KITCHEN 1	LUNCH	Registration	SCIENCE ROOM S6	SCIENCE ROOM S6
THURSDAY	Registration/ Assembly	PSHE MRS GILLS ROOM H6	I.C.T MR KHAN ROOM ICT2	Break	MS COLLINS ROOM E5	LUNCH		TECHNOLOGY (FOOD) MRS GILLS KITCHEN 1	FRENCH MS BIRD ROOM L1
FRIDAY	Registration/ Assembly	HISTORY MR BAKER ROOM H2	HISTORY MR BAKER ROOM H2	Break	MS BIRD ROOM L1	LUNCH	Registration	ART MRS SMITH	RE MR FORNI ROOM H1

Using a Planner

You might use a planner in secondary school. This might also be called a homework diary or journal. One thing that you can use a planner for is writing down your homework. This can help you to know:



What

What homework you need to do



When

When your homework needs to be finished and handed in



Which

Which lesson the homework is for



What

What you need to pack in your bag and bring in to school

You can also write down:



Reminders

Notes to help you to remember things

Your teacher might write:



Notes

This is so that teachers can give messages to the adults that you live with

Activity

1. Cut out the small pictures below this activity box
2. Stick them in the boxes to label the parts of the planner page picture on the next page. One is done for you.



What



When



Which






What



Reminders



Notes



WEEK BEGINNING *9th November 2020*

Subject	Homework	Due

Subject	Homework	Due
<i>Maths</i>	<i>Finish division worksheet</i>	<i>16/11/20</i>

Subject	Homework	Due
<i>French</i>	<i>Write a paragraph about my weekend</i>	<i>Tomorrow</i>


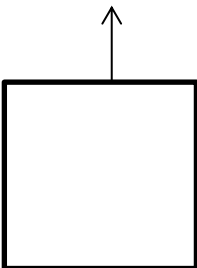
Subject	Homework	Due
	<i>Sports day</i>	

Subject	Homework	Due
	<i>Bring in cake ingredients for food technology</i>	

NOTES

Zach has shown excellent behaviour this week, well done Zach!
(Miss Crossley, History)

Teacher Signed _____ Parent Signed _____



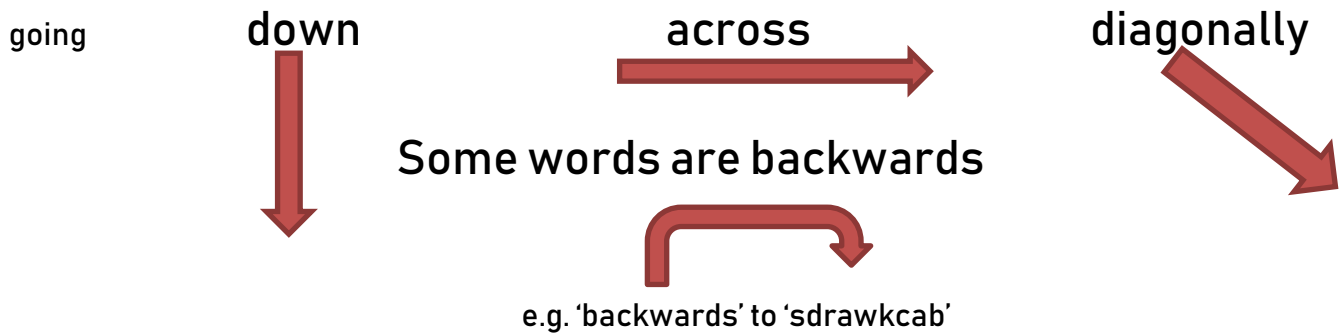
Packing My School Bag

At primary school, you might have a peg where you can hang your things. You might keep your bag, PE kit and other things that you need for school there. You might have a tray in primary school where you keep your books and work that you have done.

In secondary school, you might have a locker where you can keep your things, Some secondary schools don't have lockers, and you might need to carry around the things that you need for the day.

As you have different lessons on different days, you will need to pack the things that you need for each day. If you carry around all of the books and other things that you need for every lesson throughout the week, your bag will be very heavy!

Find the things that you might need to bring to secondary school with you in your bag in the word search. The words you need to find are in the list. Cross the word off from the list when you have found it. There are no spaces between the words in the word search. The words are in in the grid



1. books for lessons
(booksforlessons)
2. bus pass (buspass)
3. homework
4. ingredients
5. instrument
6. lunch pass
(lunchpass)
7. map
8. PE kit (pekit)
9. pencil case
(pencilcase)
10. pencils
11. pens
12. planner
13. rubber
14. ruler
15. sharpener
16. timetable

b	z	h	p	r	h	v	b	q	i	i	r	o	m	t
q	o	z	o	t	e	u	x	n	e	n	e	k	a	l
g	f	o	p	m	s	b	s	c	q	g	l	s	p	y
v	o	a	k	p	e	t	b	v	k	r	u	s	l	t
t	m	y	a	s	r	w	r	u	t	e	r	a	j	z
q	p	s	c	u	f	o	o	i	r	d	a	p	x	p
l	s	e	m	j	r	o	k	r	h	i	e	h	q	e
b	w	e	n	t	b	e	r	j	k	e	g	c	t	n
v	n	f	q	s	p	f	n	l	z	n	k	n	i	c
t	i	m	e	t	a	b	l	e	e	t	r	u	h	i
e	s	a	c	l	i	c	n	e	p	s	t	l	q	l
r	e	n	n	a	l	p	u	a	m	r	s	v	i	s
f	r	k	k	w	f	l	u	n	c	h	a	o	o	w
u	t	d	z	l	d	i	m	x	z	g	s	h	n	o
k	g	b	l	e	w	s	i	b	p	p	w	k	s	s

You might need to bring an instrument if you have music lessons, and you might need to bring in ingredients for food technology.

Packing My School Bag for Different Days of the Week

Have a look at the timetable on page 7 to practice thinking about what you might need to bring with you to school on different days of the week. There are some things that you will need to bring to school everyday, and other things that you will only need to bring in on some days.

Write a list of what you would need to bring to school on Thursday and Friday. Tuesday has been done for you.

On Tuesday I will need to bring:

- My planner
- My timetable
- My map of the school
- My pencil case with all of the things that I need, e.g. pens, pencils, a ruler
- My lunch pass / packed lunch
- The homework that is due in
- My PE kit
- My RE book
- My maths book
- My French book



On Thursday I will need to bring:

-
-
-
-
-
-
-
-
-
-



On Friday I will need to bring:

-
-
-
-
-
-
-
-
-
-



Listening Skills

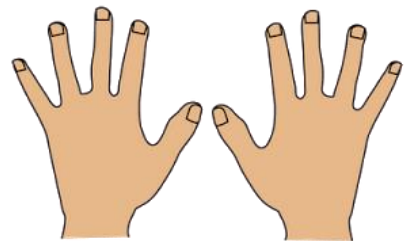
At secondary school, you will be told lots of important information, and learn lots of new and interesting things. So, you need to make sure that you listen carefully.

To do good listening, you need to remember to use our **whole body**.

Look at the body parts below, and match it to the sentence that tells us what we need to do with it.



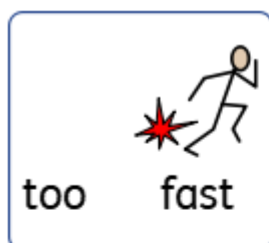
Are looking at the person talking
Are ready to listen to the speaker
Is quiet, not speaking/making sounds
Are quiet, placed nicely in your lap, on the table or by your side
Are quiet on the floor or under your body
Is facing the speaker
Is thinking about what the speaker is saying
Is caring about what the speaker is saying



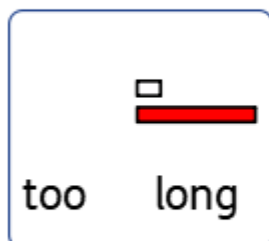
Asking for help

Sometimes, even when you're doing good listening, you might not always hear or understand what someone has said. You might want to ask someone to say something louder or slower, to help you understand.


Fill in the gaps to complete the questions you could ask, if you didn't understand what your teacher said. Can you think of any other questions you could ask if you don't understand?



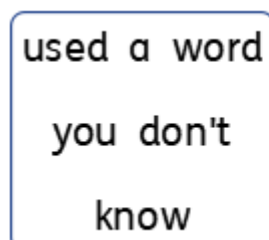
Please say that again,
_____?



Please say that again,
_____?



Please say that again,
_____?



Please can you

_____?


GAME

Play a game of Simon Says with someone. If you don't understand one of the instructions, ask them one of these questions!

Problem solving

At secondary school, sometimes there might be a problem and you don't know what to do. That's okay, and it will happen to everyone. There is always someone who will be able to help. It's helpful to think about some things that might happen, and what you could do next.

If there is a problem, and we're not sure what to do, it's helpful to ask ourselves these questions:



What should I do?

Who can I tell?


What should I not do?

What could I do next time?

If you have a problem, some things you can do are:



- Ask your **teacher** – they're there to help you and look after you so don't be afraid to ask questions!



- Ask a **friend** – someone else might have had the same problem, and be able to tell you what you should do



- Ask your **parent** or someone who looks after you – they might have a good idea of what to do next!




- Ask the **school office** – they will have lots of useful information about the school, and will be able to help you problem solve.



- Check your **homework diary** – there will be lots of useful information about your lessons and homework in there

Let's look at an example together. Draw a line from the question to the best answer.

Problem: You have forgotten your homework



What should I do?

Who can I tell?

What should I not do?

What could I do next time?

Go home and get it

Pack your school bag the night before

Stay calm

Tell your teacher

Problem: You don't know where your English class is



What should I do?

Who can I tell?

What should I not do?

What could I do next time?

Ask a teacher/older student in the corridor

Have a look at your map

Find your classroom during some free time

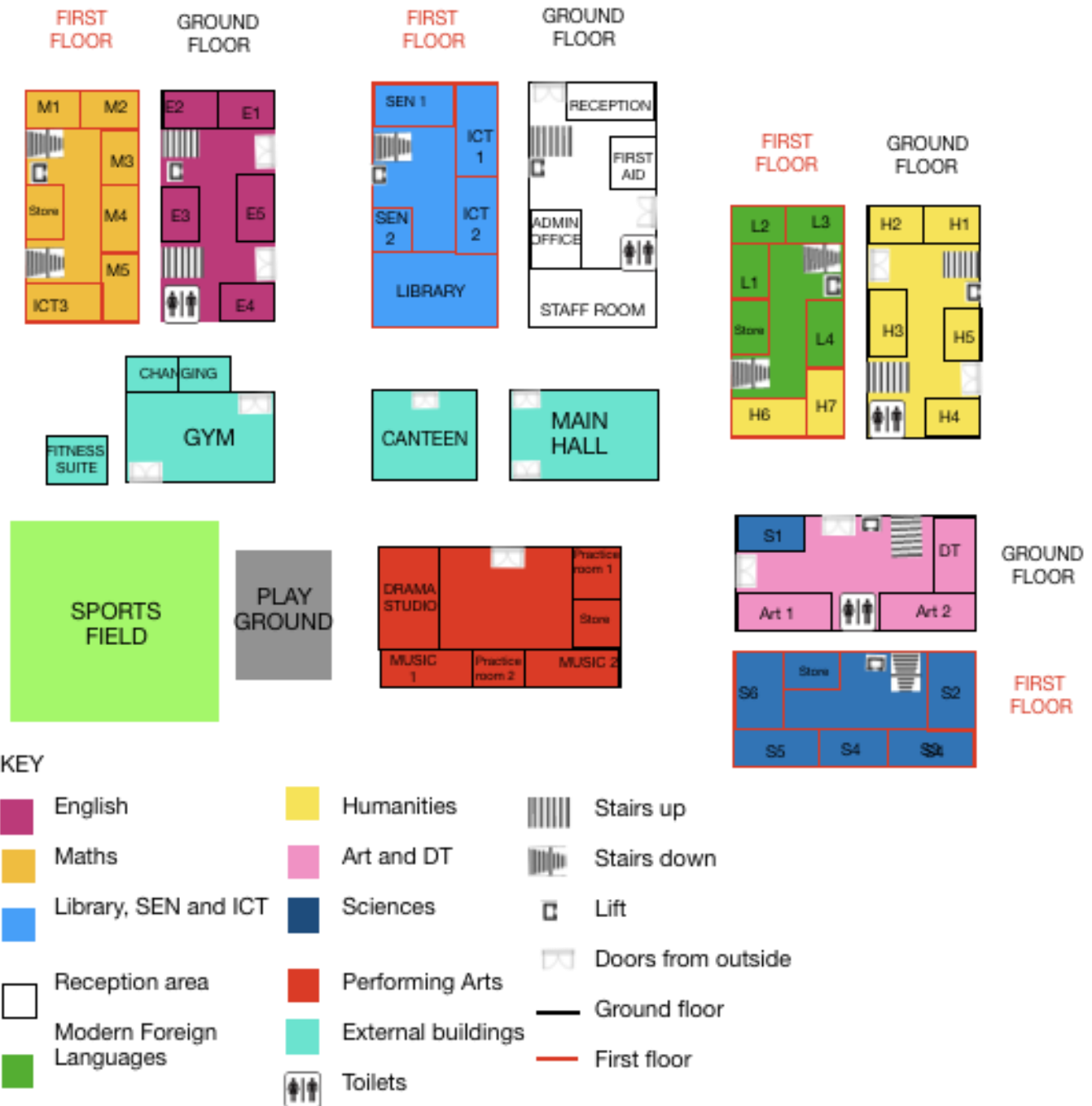
Miss your lesson

Using a Map

These activities are to help you feel ready for finding your way around your new school. One of the things that is different about Secondary Schools is that they are big. Instead of staying in one room most of the time, you will be doing lots of different lessons in different rooms, including new and exciting ones!

This map is a bit like the one you will get when you go to your new school, but not the same. You are going to think about what it shows and practice using the map to get around.

Start by taking a look at the school map, and thinking about what the map tells us. Look at the key and have a look at what the different colours and symbols mean.




Map quiz

Use the map on the last page and the timetable on page 7 to help you to answer these quiz questions:

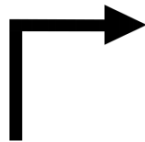
1. Where do you need to go to for your lesson after break on Thursday?
2. Where would you go to buy lunch?
3. Which room do you need to go to for your last lesson on Thursday?
4. Where do you need to go for PE?
5. Where do you need to go to for your lesson after lunch on Friday?
6. If you needed to find out some information for your homework, which 2 places could you go to find out information?
7. Where do you need to go for your last lesson on Tuesday?
8. What room is next to music room 1?
9. If you missed your bus and got to school at 11.30 on Monday, which building and floor would you go to?
10. Where do you think you would have to go for assembly?

Directions

Sometimes we might have to ask someone for directions, or someone might ask us. Practice giving and following directions with an adult that you live with by using the map on page 18 and the words below.



turn left



turn right



to the first floor



to the ground floor



go up the stairs



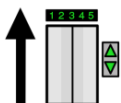
go down the stairs



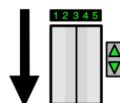
go outside / out the door



go inside / in the door



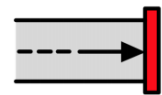
go up in the lift




go down in the lift



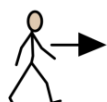
keep going



to the end



to the door



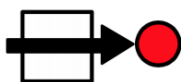
straight ahead



to the left of



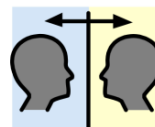
to the right of



go past the...



stop at the...



opposite to



near to



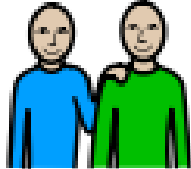















next to

Making friends

You won't be able to make friends with everyone, and it's important for us to know what makes someone a good friend – so we can look out for them, and so that we can be one too!

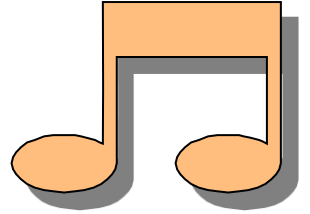
Look at the personality traits below, and decide whether it would make someone a good friend, or a bad friend. You could circle 'good' things in **green**, and 'bad' things in **red** – or any other colours you like! Can you think of anything else that makes someone a good friend.

 kind	 mean	 friendly	 chatty
 confident	 funny	 loud	 helpful
 angry	 shy	 naughty	 loyal
 hard-working	 quiet	 lazy	 sad

Having a conversation

When we meet someone new, it's nice to tell them some things about us.

My favourite place is.....



My favourite food is.....



My hobbies are

My favourite band/music is.....



My favourite sport is.....

My favourite programme is.....



My favourite colour is.....

I like to wear



I would most like to be.....

I am happiest when.....



When we are talking to somebody new, they might talk about something that we don't know very much about. We have to think carefully about what to say to someone after they have told us something about themselves.

What could you say if someone said these things to you?

I'm going on holiday with my family next week and I'm really excited!



I'm feeling really sad today – my dog died at the weekend




I went shopping at the weekend and bought lots of new clothes!



I've started reading a new book - it's about animals that live under the sea



The other day I was walking through the park and fell over and tripped and now I've got a cut on my knee



I am really stuck on the homework – do you think it would be okay to have a go at it together?



I could say...

My Communication Profile

At secondary school, you will meet lots of new people. Think about what people might need to know about you to provide you with the best support then fill in the profile on the next page to give to your new school.

About me...



I really like...



People should know that...

I communicate by...



I don't like...



You can help me to express myself by...



I show my feelings by...



You can help me to understand by...

